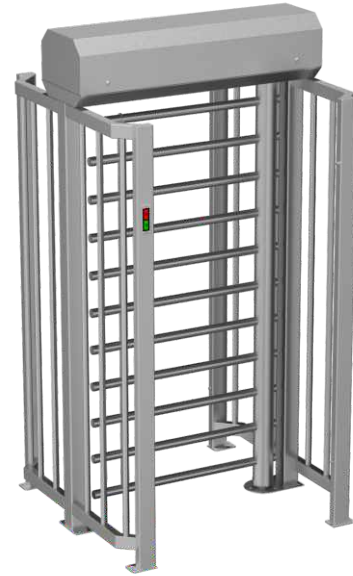


SESAME GATE - W

Sesame Gate - W is an advanced turnstile that combines reliability, versatility and safety. Provides comfortable passage for all users, including people in wheelchairs, with bicycles, baby carriages, etc. Flexibly integrates with other Sesame series, as well as autonomously. Can be integrated with any access control system (ACC).



FULL-HEIGHT BI-DIRECTIONAL AUTOMATIC GATE



Key features:

- Operates as an automatic emergency gate
- Access for people in wheelchairs, with bicycles, strollers, etc.
- Highest security level, which can make stricter force control than other type of turnstiles
- Can be supplied as fully welded or in disassembled condition which has perfect effect to transportation cost
- Low noise system operation
- Steadfast housing suitable for high traffic areas
- Low power consumption
- Can be integrated with any type of access control systems
- Wired remote control panel in standard kit
- In case of power failure, rotor locked in both directions (fail secure)

*passage width can be enlarged

**optional



www.tiso.global
+380 (44) 291-21-11
e-mail: sales@tiso.global



Technical Specifications:

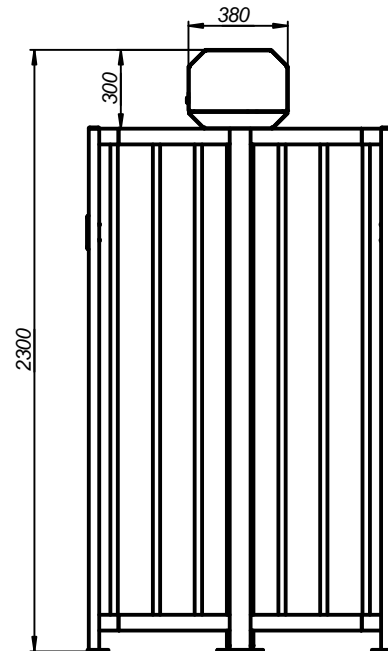
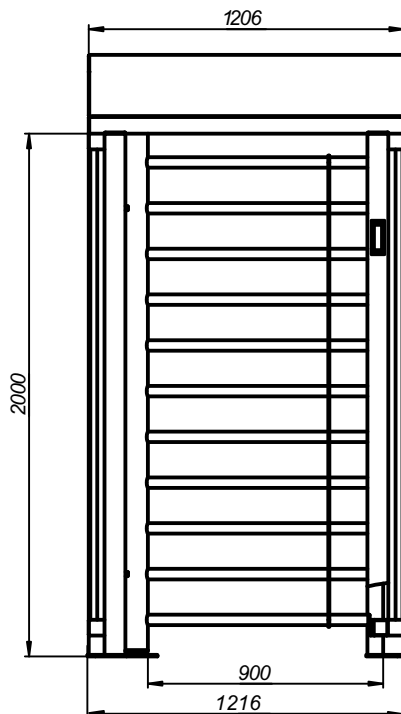
Model	Sesame Gate - W
Cabinet width, mm	1168
Cabinet length, mm	1216
Cabinet height, mm	2300
Passage width, mm	900
Mechanism	TriServo
Blocking system	Two electromechanical stop catches
Emergency mode	Free pass in both directions
Power fail	Entry: fail-safe Exit: fail-secure
Construction features	Disassembled (standard)
MCBF, cycles	5 000 000

Electrical Specifications:

Maximum power consumption, W	160
Voltage	From the AC (100-240)V, 50/60Hz; from a DC source 12 V

Finishing

Standard housing	Brushed SS AISI 304
Available housing	Brushed SS AISI 316; Polished SS AISI 304; Polished SS AISI 316; Powder coated RAL



Specifications are subject to change without prior notice.

